



**LUMINA STONE**  
THE NEW QUARTZ ERA



The Enlightenment is the philosophical, political, literary and scientific movement that developed in Europe and its colonies throughout the 18th Century, giving rise to the **Century of Light**. It represented an important cultural modernization as a result of the progress and diffusion of the new ideas and new scientific knowledge, which led to the attempt to transform the outmoded structures of the Old Regime.

LUMINA is the Latin word to describe the LIGHT, origin of knowledge and of great historical movements.

LUMINA STONE was born to illuminate the interior design and decoration industry with unique and surprising proposals.

It's not easy to circumscribe the LUMINA universe within a definition. A world made up of sensations, traditions, culture and a Mediterranean nature.

LUMINA STONE features the utility of the progress and technology, guided by spirit of the Century of Light, to contribute to the well-being of society. With a remarkably versatile four collections, LUMINA STONE is a journey from myth to reality, from legend to clarity.



**LUMINA STONE**  
THE NEW QUARTZ ERA

# INDEX

4	NEO Collection
20	OPTICKS Collection
36	VOLTAIRE Collection
48	VERITAS Collection
52	Colour Ensemble
54	NEOS Technology
56	Quality Quartz Surface
58	Warranty & Certificates



# NEO Collection

In 1752, two notable European thinkers, Diderot and d'Alembert, launched the first volume of a work that would point to an era: the Encyclopédie, a tremendously ambitious work, considered an engine of intellectual power and progress. Diderot remarked that *"only passions, great passions can elevate the soul to great things"*, because the perfection of things depend on oneself and the willingness to be passionate on what is pursued.

This way, relevant writers, scientists or philosophers, known as Encyclopedists, wanted to participate. They believed that a man well informed was already a new man, and that evil was nothing more than a consequence of ignorance.

They fought for the maximum diffusion of these ideas. Articles of the Encyclopédie were spread in newspapers and gazettes and also were much discussed in the gatherings or halls. Actions that opened the doors of the Neoclassicism, better known popularly as NEO.

NEO by LUMINA STONE brings the style, luxury and sobriety of those unique designs capable of drawing attention in every space where it is through a unique composition of colours, and an incomparable quality.





# CALACATTA GOLD

3019

Finish  
POLISHED

Thickness  
20mm

Sizes  
3000x1400mm  
3200x1600mm



Exclusive white quartz with gorgeous deep grey veining and occasional gold highlights. Calacatta Gold gathering the fascination of a classical material with a contemporary perspective give dynamism and grandeur to any space.

Calacatta is a classic look for residential and commercial applications, like its use as elegant floor tiles, countertops and backsplashes.




# STATUARIO LIGHT

3113

Finishes  
POLISHED  
S-TECH

Thickness  
20mm

Sizes  
3000x1400mm  
3200x1600mm



Statuario Light is a more exclusive stone with distinct grey and gold veining throughout and a striking, bold pattern. The archetype of classicality, this material was particularly used for statues as early as ancient times. Its unrivalled ivory-white hue with solemn grey veins running through it makes it a material boasting everlasting elegance.

Statuario Light is an ideal stone for indoor applications such as kitchen countertops and backsplashes, bathroom vanities, and floor tiles. Should not be used for exterior applications.





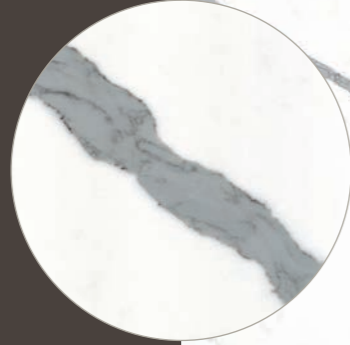
# STATUARIO CLASSIC

3114

Finish  
POLISHED

Thickness  
20mm

Sizes  
3000x1400mm  
3200x1600mm



Inspired by the timeless white marble Statuario, Statuario Classic combines the beauty of the most exclusive marble patterns with the uncontested advantage of quartz.

Gentle grey veining against a crisp white background and a high-gloss finish that bring sophistication and refinement.




# WHITE SWAN

8416

Finish  
POLISHED

Thickness  
20mm

Sizes  
3000x1400mm  
3200x1600mm



A colour of white marble hard to forget, with a deep and elegant pattern, based on fine nerves, accompanied by small and spontaneous grey veins on a subtle pure white background.

A great personality, which allows creating unique spaces, which will persist in everyone's memory.





# STATUARIO FROZEN

3211

Finish  
POLISHED

Thickness  
20mm

Sizes  
3000x1400mm  
3200x1600mm



Statuario frozen is the new marble design quartz surface from Lumina Stone.

In the pure white slab, the light grey shadow is going along with the shape long grey veins in the slab. All these elements make Statuario Frozen a master piece of Lumina marble collection.




# ISABELLINE

9016

Finish  
POLISHED

Thickness  
20mm

Sizes  
3000x1400mm  
3200x1600mm



Simplicity and balance well chosen, perfect for minimalist environments but with character. A compact clear background, only broken by some small dark shades.

The purest essence, guarantee of a fascinating, enigmatic and infinite appearance.





# BIANCO VENATINO

8115

Finish  
POLISHED

Thickness  
20mm

Sizes  
3000x1400mm  
3200x1600mm



Bianco Venatino is a traditional Italian marble known by its soft white background and defined gray veins.

A truly classic natural stone, it is the perfect choice for creating timeless marble countertops, kitchen islands, shower surrounds, accent walls, quartz tile floors, and backsplashes. This quartz looks gorgeous in any environment.

# NEW CARRARA

8211

Finish  
POLISHED

Thickness  
20mm

Sizes  
3000x1400mm  
3200x1600mm



New Carrara breaks any monotonous and outdated visual effect to create a richly customized space.

A luxe statement thanks to its slight and soft greyish hues. It is simple yet spirited, featuring refreshing and refined colors. NEW CARRARA will transform your house to highlight its elegance.






# RAIN GREY

8027

Finish  
POLISHED

Thickness  
20mm

Sizes  
3000x1400mm  
3200x1600mm



Rain Grey's grey undertones and fine networks of winter white veins offer the traditional look of marble. RAIN GRAY is ideal for column cladding, commercial buildings and lobbies, or even residential developments.

This quartz material would also be perfect for bathroom feature walls or upmarket bathroom vanity units.




# BASALT

8227

Finish  
S-TECH

Thickness  
20mm

Sizes  
3000x1400mm  
3200x1600mm



The sobriety and elegance of this dark grey base, sprinkled with tiny lighter particles, create a unique and refined composition. A pattern that reveals subtle and faint veins as a cracked texture, as if it were an authentic volcanic surface.

A classic stone that thanks to modern technologies revives in time.





# SOAPSTONE

8185

Finish  
S-TECH

Thickness  
20mm

Sizes  
3000x1400mm  
3200x1600mm



The leathered finish and subtle texture belie the visual strength of this concentrated, ash coloured aesthetic.

His pattern, with continuous but slanted details, gives him a level of realism capable of dazzling anyone.



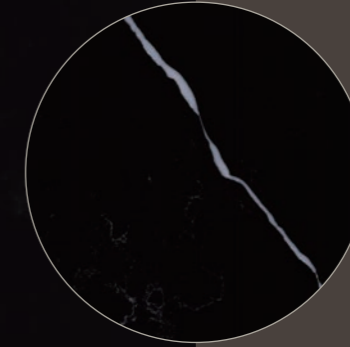
# NERO MARQUINA

3082

Finish  
POLISHED

Thickness  
20mm

Sizes  
3000x1400mm  
3200x1600mm



Nero Marquina is a high quality black quartz with irregular creamy white veining used to create a great effect in both commercial and residential interiors.

Suitable for internal use including wet areas, the contrast between the deep black background and well defined white vein makes Nero Marquina an ever popular choice in any design project.





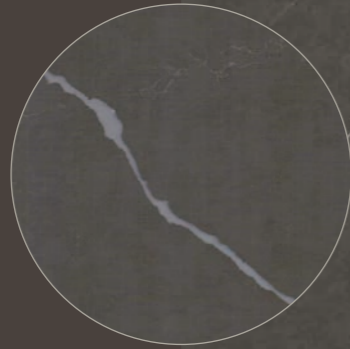
# PIETRA GREY

8228

Finish  
POLISHED

Thickness  
20mm

Sizes  
3000x1400mm  
3200x1600mm



Pietra Grey has a radiant richness accented by a network of fine intertwined nerves, stand out on a dark base, full of small shades in different shades of grey. A material with a vocation to be unique, one that differentiates itself from others thanks to the elegance of its purest, most primitive essence.

It offers a uniform compact sensation that guarantees an infinite, mysterious and attractive perspective in Zen or oriental styles; shows its strong personal character in the most prominent minimalist ambiances; or its spacious and luminous nature that works perfectly in other styles such as a loft environment and even in bold ones such as a vintage setting.





# OPTICKS Collection

In 1704, Newton, one of the greatest genius in the history of science, wrote his most important work on optics, OPTICKS, in which he expounded his earlier theories and the corpuscular nature of light, as well as a detailed study of phenomena such as refraction, reflection and light scattering. Newton said live your *"life as an exclamation, rather than an explanation"*, referring to people who are light beaters to the world, those who empower themselves and the others around them, as he did to discover the truth.

OPTICKS is the new impulse of LUMINA STONE to the neutral and elegant spaces of not only a home but the place where dreams and desires come true, where everything is authentic.



\*SUPER WHITE Environment



# SUPER WHITE

1001

Finish  
POLISHED

Thicknesses  
12 mm\* | 20mm | 30mm  
\*Only available in 3000x1400mm slab size

Sizes  
3000x1400mm  
3200x1600mm



The purity of the white and its luminosity summarise this model. The most ethereal colour, for lovers of perfection and purity, exemplified in the purest minimalism. Nothing distracts or interrupts the composition, and everything is at the expense of the elements with which you combine them.

Elegant, clean, positive, versatile, ... all the characteristics that define this colour, without nuances or irregularities. A perfect canvas to inspire all your senses.




# ARCTIC WHITE

1011

Finish  
POLISHED

Thicknesses  
12 mm\* | 20mm  
\*Only available in 3000x1400mm slab size

Sizes  
3000x1400mm  
3200x1600mm



Inspired by the whiteness and luminosity of ice. Arctic White is a solid bright white slab with no pattern or veins which captures the charm of white polished cement, making it perfect for creating a clean canvas with endless design possibilities.





# MOON

1017

Finish  
POLISHED

Thicknesses  
12 mm\* | 20mm  
\*Only available in 3000x1400mm slab size

Sizes  
3000x1400mm  
3200x1600mm



Moon is reflected in a beautiful white surface defined by fine, delicate grain that evokes the paradisiacal beaches of clear sand and crystal clear waters. Luminosity dotted with delicate specks that add depth and texture to the surface.

A versatile and practical design, subtly treated, and with the power and soul that characterizes the most essential colour of all.


# SUPER NOVA

1018

Finishes  
POLISHED  
S-TECH

Thicknesses  
12 mm\* | 20mm | 30mm  
\*Only available in 3000 x 1400 mm slab size and only in polished finish

Sizes  
3000x1400mm  
3200x1600mm



The perfect choice if you're seeking a truly authentic, crisp white worktop for your kitchen. Designed to add brightness and openness to your space, Super Nova boasts impressive light-reflecting properties.

Super Nova has the power to maintain its sleek appearance for many years to come without suffering wear and tear. Dazzling minimalism.






# GREY SAND

1022

Finish  
POLISHED

Thicknesses  
12 mm\* | 20mm  
\*Only available in 3000x1400mm slab size

Sizes  
3000x1400mm  
3200x1600mm



Uniformity and warmth characterize this pattern, and make it a star material in interior design. Its earth color is a trend in decoration, combined with all kinds of tonalities, from white to any other striking color.

The granulometry of its surface gives it a velvety look, and its neutral tone allows it to be an immune design against the passage of years and fashions.




# WHITE SAND

2008

Finish  
POLISHED

Thickness  
20mm

Sizes  
3000x1400mm  
3200x1600mm



White Sand is a crisp, white quartz with consistent clear speckles throughout. Its clean, versatile look makes White Sand a versatile option for a variety of installations.

A pattern of always, optimized now to win in beauty and elegance.






# LEATHER GREY

1125

Finish  
POLISHED

Thicknesses  
12 mm\* | 20mm  
\*Only available in 3000x1400mm slab size

Sizes  
3000x1400mm  
3200x1600mm



Gray is the star color in the architecture and interior design of the 21st century. This classic composition creates trend, thanks to its medium tone and versatility when combined with any style.

A steely taupe design that is sophisticated and contemporary. A sleek pattern which features tiny black flecks to show a sense of depth.


# SLATE GREY

1121

Finish  
POLISHED

Thicknesses  
12 mm\* | 20mm  
\*Only available in 3000x1400mm slab size

Sizes  
3000x1400mm  
3200x1600mm



This design gives a new meaning to the usual grey, with an unalterable beauty and a strong personality. Dark and warm grey, uniformly sprinkled by a black granulate, which gives it a feeling of solidity characteristic of natural stone.

Small and improvised white crystals play with reflected light, evoking those mines where precious minerals were extracted.






# SATURN

1067

Finish  
POLISHED

Thicknesses  
12 mm\* | 20mm  
\*Only available in 3000x1400mm slab size

Sizes  
3000x1400mm  
3200x1600mm



Warm and neutral color, a mix between gray and ocher, whose sandy texture reminds of the earth and evokes the power of natural stone.

An unevenly pattern with subtle changes in tone, which gives realism and makes it stand out for its sober elegance and original color. Leave the past behind to enter into the most absolute modernity.


# PURE BLACK

1081

Finish  
POLISHED

Thicknesses  
12 mm\* | 20mm  
\*Only available in 3000x1400mm slab size

Sizes  
3000x1400mm  
3200x1600mm



Irregular and deep black. Pure Black is a top-class color now reinvented, whose mixture of dark grains, timidly sprinkled with white crystals, evokes the starry nights and transmits the strength and immensity of the universe.

This color leaves no option to boredom. Of noble character, distills glamour, capable of creating spaces that generate an authentic atmosphere of luxury and modernity.





# SILVER NIGHT

2083

Finish  
POLISHED

Thickness  
20mm

Sizes  
3000x1400mm  
3200x1600mm



As intriguing as the night sky, Silver Night is a dramatic statement perfect for creating durable quartz countertops.

The deep black background is punctuated by sparkles and highlights lending a sophistication and touch of glam to design projects in kitchens, bathrooms, entryways, mudrooms...


# VANILLA NOIR

1084

Finish  
S-TECH

Thicknesses  
12 mm\* | 20mm  
\*Only available in 3000x1400mm slab size

Sizes  
3000x1400mm  
3200x1600mm



Vanilla Noir quartz offers a truly mesmerizing combination of darkness. Featuring a deep black base colour it guarantees a truly captivating effect.

Modern and sleek, Vanilla Noir will certainly make a stylish addition to any contemporary interior.






# CRYSTAL BLACK

2082

Finish  
POLISHED

Thicknesses  
12 mm\* | 20mm  
\*Only available in 3000x1400mm slab size

Sizes  
3000x1400mm  
3200x1600mm



Distinct black colors and quartz grains with an intermediate texture all blended together into intangible crystals. Light penetrates the stone, creating a light sparkle and elegant chromatic effect.

Strength, character and sophistication, in a composition with reflections that only dark quartz has the ability to provide. Crystal Black is an ideal pattern for modern spaces. The beauty of its texture makes it captivating and magnetic.





# VOLTAIRE Collection

A man ahead of his times, he represented one of the best examples of the illustrated spirit. His prose, always revolutionary, clear, critic and incisive, is a valuable philosophical legacy that we today have due to his strong defence of tolerance and freedom. *"I disapprove of what you say, but I will defend to the death your right to say it"*, he said once to a man whom he did not agree. He was characterised by rejecting pomposity, selecting for his texts a simple and ironic language as the main way to show how much he was able to transmit.

LUMINA STONE discovers VOLTAIRE collection inspired by the innovative, travelling and cosmopolitan character of this great figure, with a range of cheerful and energetic colours that will transform any environment into a new, fresh and revealing space.





# LUNA LIGHT

6029

Finish  
S-TECH

Thickness  
20mm

Sizes  
3000x1400mm  
3200x1600mm



The most luminous version of this collection. Composition that inspires a mixture between natural stone and lunar surface, thanks to a magical game between pearl grey shades and darker shades, which give the whole look worn.

A background with subtle changes of tone, and a very volatile veining, make it spectacularly elegant, and capable of making everything around it shine. A gift for the senses, which turns any environment into a high-class space.


# CORAL NATURALE

6031

Finish  
S-TECH

Thickness  
20mm

Sizes  
3000x1400mm  
3200x1600mm



An industrial inspired design, CORAL NATURALE features a delicate yet modern aesthetic. White hues merge in a neutral greyish background to shape a pleasingly versatile surface.






# ROCCA

8133

Finish  
S-TECH

Thickness  
20mm

Sizes  
3000x1400mm  
3200x1600mm



Spectacular earth colour with brushstrokes that remind of a real travertine stone.

Its marked design seeks to achieve reliefs of great dynamism and effects of rustic appearance that turn each place into a game of cosy elegance and contemporary connotations.


# CORAL LIGHT

6013

Finish  
S-TECH

Thickness  
20mm

Sizes  
3000x1400mm  
3200x1600mm



Design based on a short spectrum of shades of grey, delicately mixed and flooded by a constellation of small, lighter crystals.

A composition with a strong hypnotising power, thanks to a subtle and dazzling design, which will undoubtedly set trends for those environments that seek that fine elegance that evokes the most discrete beauty.






# LUNA CENERE

6023

Finish  
S-TECH

Thickness  
20mm

Sizes  
3000x1400mm  
3200x1600mm



The grays take over the decorative palette in its most subtle and discreet range. Luna Ceneri reminds to concrete surfaces, highly combinable in all kinds of spaces. Its fine granules and the exquisite and almost evaporated darker splashes, give it that depth of texture, typical of polished cement.

Synonymous with aesthetic order and sobriety, comes with the intention of providing a rational touch in the decoration.


# LUNA TAN

6025

Finish  
S-TECH

Thickness  
20mm

Sizes  
3000x1400mm  
3200x1600mm



A grainy gray base, flooded with small worn shades, which give a true sense of depth. Its warmth is mermerising and attractive, and together with its sober character, make it highly combinable in both, clean and modern spaces or more classic environments.

A slight irregular appearance presented by almost imperceptible changes in tone, gives to Luna Tan its authenticity, without losing its aesthetic balance.





# LUNA SEAL

6028

Finish  
S-TECH

Thickness  
20mm

Sizes  
3000x1400mm  
3200x1600mm



The grey displays its greatest strength in this model, perfect for environments where the contrast reigns.

A thin and uninterrupted clear on all its surface, with black shades that protrude very subtly, give a sandy texture to the whole. Its nobility invites to unfold it in minimalist and classic environments.




# CORAL ASH

6037

Finish  
S-TECH

Thickness  
20mm

Sizes  
3000x1400mm  
3200x1600mm



Dynamic texture, which merges with the neutrality of the grey colour. A colour that combines with any lifestyle, and environment. The fusion of waters in lighter shades, with discrete shades darker somewhat, provide an elegant appearance, which stands out for its great subtlety.

A pattern where neutral tones prevail, inexorable over time, creating an evocative surface and a magnificent material.






# CORAL SEAL

6036

Finish  
S-TECH

Thickness  
20mm

Sizes  
3000x1400mm  
3200x1600mm



A grey steel base full of timeless appeal. Its pattern in dark tones, makes it inspire a mixture between stone and cement, which gives a totally contemporary role to the product. Its composition seems formed with the passage of thousands of years, like those seabeds of volcanic rock, in which millions of tiny crystals have been merging with lava and ash to generate forms of great natural beauty.





# VERITAS Collection

The Century of Light, LUMINA, defends the idea of natural goodness of man and his infinite capacity to be happy, in opposition to dogmatic and authoritarian impositions. It demands absolute freedom of conscience and expression. It professes the Catholic faith but gives more importance to the natural right than to the divine. It seeks the freedom of all human beings and above all pursues the search for the truth, the VERITAS. As Jean-Jacques Rousseau said *"there is always an open book for all eyes: nature"*.

In this way, VERITAS, offers all its splendour in a real, free, natural and manifest way. It is an authentic colour, without traps that comes to reveal the true personality of who shares it in his home with those who wish to delight in him and with him.



\*RUSTIC BROWN Environment




# METALLIC GREY

6122

Finish  
S-TECH

Thickness  
20mm

Sizes  
3000x1400mm  
3200x1600mm



Cement structure, with a base in which different greys are fused, flooded by tenuous dark traces, which take greater prominence in their lighter areas.

A surface that pretends with great success to have seen the passing of time, but which in turn is postulated as an ideal material to bring modernity to the spaces where it is applied. All a jewel that escapes the canons established so far.




# RUSTIC BROWN

6062

Finish  
S-TECH

Thickness  
20mm

Sizes  
3000x1400mm  
3200x1600mm



Completely current pattern, whose composition alludes some reminiscence to the strength and naturalness of an oxidized material. Very adored by architects and interior designers, it becomes a true caprice in decoration. Its irregularity and depth are an esthetic potential, which adapts perfectly to the new contemporary canons.

A magical game of brown and other tones, merge to give a product capable of giving great personality to any environment.





# COLOUR ENSAMBLE



page


<b>NEO Collection</b>	<b>4</b>
Calacatta Gold 3019	6
Statuario Light 3113	7
Statuario Classic 3114	8
White Swan 8416	9
Statuario Frozen 3211	10
Isabelline 9016	11
Bianco Venatino 8115	12
New Carrara 8211	13
Rain Grey 8027	14
Basalt 8227	15
Soapstone 8185	16
Nero Marquina 3082	17
Pietra Grey 8228	18

<b>OPTICKS Collection</b>	<b>20</b>
Super White 1001	22
Arctic White 1011	23
Moon 1017	24
Super Nova 1018	25
White Sand 2008	26
Grey Sand 1022	27
Slate Grey 1121	28
Leather Grey 1125	29
Saturn 1067	30
Pure Black 1081	31
Silver Night 2083	32
Vanilla Noir 1084	33
Crystal Black 2082	34

<b>VOLTAIRE Collection</b>	<b>36</b>
Luna Light 6029	38
Coral Naturale 6031	39
Rocca 8133	40
Coral Light 6013	41
Luna Cenere 6023	42
Luna Tan 6025	43
Luna Seal 6028	44
Coral Ash 6037	45
Coral Seal 6036	46

<b>VERITAS Collection</b>	<b>48</b>
Metallic Grey 6122	50
Rustic Brown 6062	51





# NEOS TECHNOLOGY

**Nano Enhancement of Surfaces (NEOS)**, is a new high-performance stain and substance repellent technology developed for Lumina Stone surfaces. Invisible to the naked eye, NEOS has been scientifically formulated to produce a hybrid protectant with physical characteristics that resists staining, keeps surfaces clean and guards against everyday wear and tear. With the application of NEOS, Lumina Stone is safely protected from most common household chemicals.

This is due to the chemical stability of NEOS which resists ranges between pH1 and pH13, making it the only protectant resistant to a broad range of chemicals.

NEOS, Nano Enhancement of Surfaces, an innovative high-performance stain and substance repellent technology, projects Lumina Stone as the only surface that keeps clean and requires minimal maintenance. This protective treatment, with 0,01% of water absorption, resists staining, and crucially, repels a broad range of chemicals, from pH1 to pH13, becoming in the most durable product in the sector, secured from acid corrosion.

Lumina Stone offers an exclusive Lifetime Stain Warranty in Europe. This makes Lumina Stone the most durable product in the industry.

## NEOS FEATURES



Stain Resistant



Chemical Resistant



Abrasion Resistant



Durable



Food Safe



Easy Maintenance



Lifetime Guarantee





# QUALITY QUARTZ SURFACE

**Quartz is one of the nature's hardest minerals. Our surfaces are composed of up to 93% quartz, and are therefore designed to last.**

In an unique LUMINA STONE process, we take the innate strength of quartz and combine it with numerous polymers and dashes of pigments. The result : A range durable and beautiful quartz surfaces in a wide variety of colours and finishes..



100%  
engineered  
Stone



Shock  
Resistant



Non  
Porous



Stain  
Resistant



Easy to  
Clean



Scratch  
Resistant



Low  
Maintenance



Everlasting  
Sheen





# WARRANTY & CERTIFICATES

**LUMINA STONE is internationally certified to ensure maximum safety and protection.**

Such certificates offer consumers the assurance that LUMINA STONE is a safe, top-quality material. Our certificates offer a 100% guarantee.

**NSF.** LUMINA STONE was evaluated and certified by NSF international as a safe material for direct food contact. This gives the assurance of maximum safety and protection to our customers and final consumers.

**CE** stands for Conformance Européenne, the French phrase for European Conformity. It is a standard that applies to a wide range of objects created and sold in the nation belonging to the European Union. CE certification is designed to protect EU consumers by regulating products to reduce possible dangers to people and the environment.

The **GREENGUARD** Indoor Air Quality Certification Program identifies low-emitting materials, finishes and materials with low indoor environments. Performance-based, field-validated standards are used to define products and materials with low chemical and particle emissions for indoor use. Products are required to be tested annually for more than 10,000 individual volatile organic compounds (VOCs).

**GREENGUARD CHILDREN & SCHOOLS SM.** Certification program was developed by evaluating chemical sensitivities of children along with unique building characteristics of schools. It presents the most stringent product emissions criteria to date for low-emitting materials.

**15 YEARS WARRANTY.** It is essential for us to ensure that LUMINA STONE retains its functionality, its beauty, its strength...for years. Therefore, we pledge to 15 years warranty. Because your tranquility is our priority. We fully support our products, and we are always at your service to answer questions, solve problems and make sure you get the maximum satisfaction of our products LUMINA STONE.

**ORTHODOX UNION KOSHER.** The Hebrew word kosher (kosher in English), means 'proper or acceptable.' Kosher certification becomes an application which benefits consumers all over the world. It is a powerful certification in the areas of food production and contact. LUMINA STONE achieved this test and promise to provide safe products to our customers.





**LUMINA STONE**

[info@luminastone.com](mailto:info@luminastone.com)

[www.LuminaStone.com](http://www.LuminaStone.com)